




The Environmental Benefits of Precision Agriculture in the **United States**

Executive summary and details



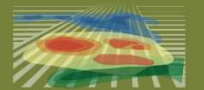

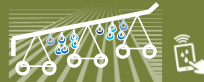


OBJECTIVE

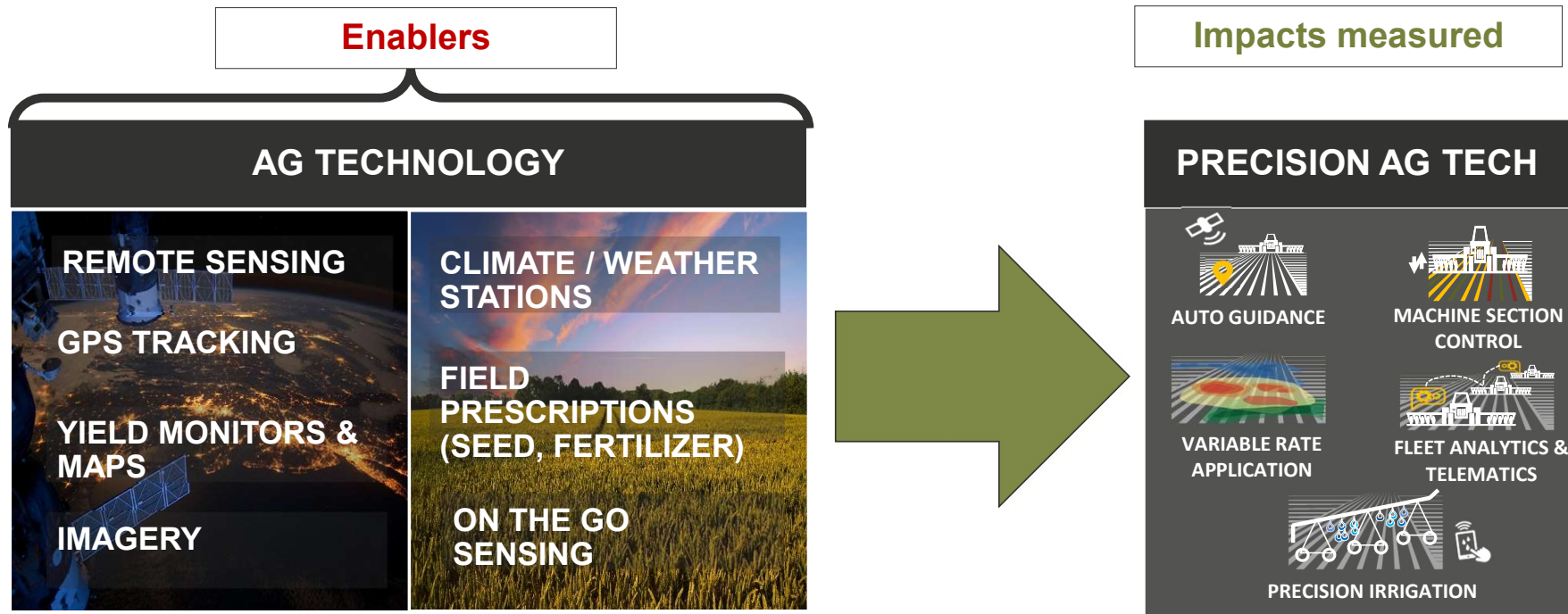


The overarching objective for this project is to **quantify the environmental benefits of precision agriculture (P.A.) in the United States.**

Five key precision agriculture (P.A.) technology areas were identified for this study

P.A. TECHNOLOGY AREA	DEFINITION	TECHNOLOGIES ANALYZED
 <p>AUTO GUIDANCE</p>	<p>Auto-steer uses GPS signals to automatically control the tractor in seeding, spraying, fertilizer application and harvesting, reducing overlap of farming operations and leading to substantial fuel savings.</p>	<ul style="list-style-type: none"> ▪ Auto steering
 <p>MACHINE SECTION CONTROL</p>	<p>Machine section control technology turns planter, fertilizer or sprayer sections on or off in rows that have been previously seeded/sprayed, or at headland turns, point rows and waterways.</p>	<ul style="list-style-type: none"> ▪ Tillage drag/depth control ▪ Planting row, depth, down pressure control ▪ Fertilizer row control ▪ Spraying row control
 <p>VARIABLE RATE</p>	<p>Variable rate technology uses sensors or preprogrammed maps to determine seeding, fertilizer, crop protection application rates. Supporting technologies include variable rate controllers, GPS, yield monitors, crop sensors and soil sensors.</p>	<ul style="list-style-type: none"> ▪ Variable rate planting ▪ Variable rate fertilization ▪ Variable rate spraying, including UAV (drone) applications
 <p>MACHINE & FLEET ANALYTICS</p>	<p>Real time monitoring of equipment, providing information like GPS location, equipment idling, traffic control and route suggestions.</p>	<ul style="list-style-type: none"> ▪ Fleet analytics ▪ Telematics
 <p>PRECISION IRRIGATION</p>	<p>Ability to switch on/off apply and different amounts of water to different areas of the field. <i>Focused on center pivots.</i></p>	<ul style="list-style-type: none"> ▪ Sensor driven center pivots ▪ Lower energy precision application


How we get to the future: Many technologies **enable** precision agriculture



*Enabling technologies such as **yield mapping** and **soil sampling** were included indirectly within the “execution” of precision ag tech. The environmental benefits of the precision ag technologies are only achievable with accurate and routine use of enabling technologies.*

What is NOT in this study: Emerging technologies or other tools of modern ag, i.e. seed traits

SEE and TREAT WEED CONTROL








Targeted spraying mechanisms from OEMs and startups are beginning to enter the marketplace. Early estimates show that initial savings from herbicide application can be up to 90% **per pass**. Yet, questions remain as to the long-term effectiveness, as residual action on weeds is a major source of control.

SMART COMBINES







Smart combines improve the ability of the operator to automate adjustments usually made by skilled operators. A typical smart combine uses cameras and sensors to detect changes in crop conditions so combine adjustments can be made automatically and maintain optimal performance.

Five key environmental benefits were identified to be quantified as a result of P.A. technology adoption


	Productivity 	Fertilizer Use 	Herbicide Use 	Fossil Fuel Use 	Water Use 
Direct Outcomes <i>(quantified)</i>	<ul style="list-style-type: none"> Yield benefit from accurate spacing (pass-to-pass, end/point rows) and population rate 	<ul style="list-style-type: none"> Optimization of fertilizer applications (reduced overlap, avoid skips, best placement and rate of inputs) 	<ul style="list-style-type: none"> Optimization of herbicide applications (reduced overlap, avoided skips, best placement and rate of inputs) 	<ul style="list-style-type: none"> Fuel savings from fewer field passes, variable depth of tillage, and/or more efficient harvest 	<ul style="list-style-type: none"> Application of water avoided due to remote shutoff of center pivots, along with selective application
Indirect Outcomes	<ul style="list-style-type: none"> Avoid unproductive/preserved land from being in production Reduced soil compaction 	<ul style="list-style-type: none"> Improved water quality (reduced nutrient runoff) Improved soil health Net GHG reduction (including in production of inputs) 	<ul style="list-style-type: none"> Improved soil health, and reduced erosion through less tillage Net GHG reduction (including in production of inputs) Improved water quality Reduced weed resistance development 	<ul style="list-style-type: none"> Net GHG reduction 	<ul style="list-style-type: none"> Improved water quality through reduced runoff Less energy use by running pumps fewer hours

The **crops** studied included a range of row crops, broad acre non-row crops, roots and tubers, and forage

Row crops

- Corn 
- Soybeans 
- Cotton 
- Peanuts 



Broad Acre (Non-Row) Crops

- Wheat 
- Sorghum 

Roots & Tubers

- Tubers 
- Sugarbeets 




































Forage*

- Hay 
- Alfalfa 

This study focused on crop production, leaving downstream impacts of precision technologies on animal agriculture for future study

*Only hay and alfalfa acres west of the Rockies were considered for P.A. use

A model was built for each of the five environmental benefits, capturing data and contributions from each of the relevant P.A. technology areas

		ENVIRONMENTAL BENEFITS					
		How Environmental Benefit is Achieved	Productivity 	Fertilizer Use 	Herbicide Use 	Fossil Fuel Use 	Water Use 
P.A. TECHNOLOGY	 Auto Guidance	Reduced overlap + avoided skips for field passes with tillage, planters, sprayers, and harvesters					
	 Section Control	Optimized placement of seed / fertilizer / crop protection. Optimized down pressure + depth control to gain machine + fuel efficiencies					
	 Variable Rate	Optimized rate of seed / fertilizer / crop protection applications					
	 Machine & Fleet Analytics	Improved fuel efficiency from machine optimization					
	 Precision Irrigation	Improved water use efficiency					



Academic literature utilized




















Industry experts utilized

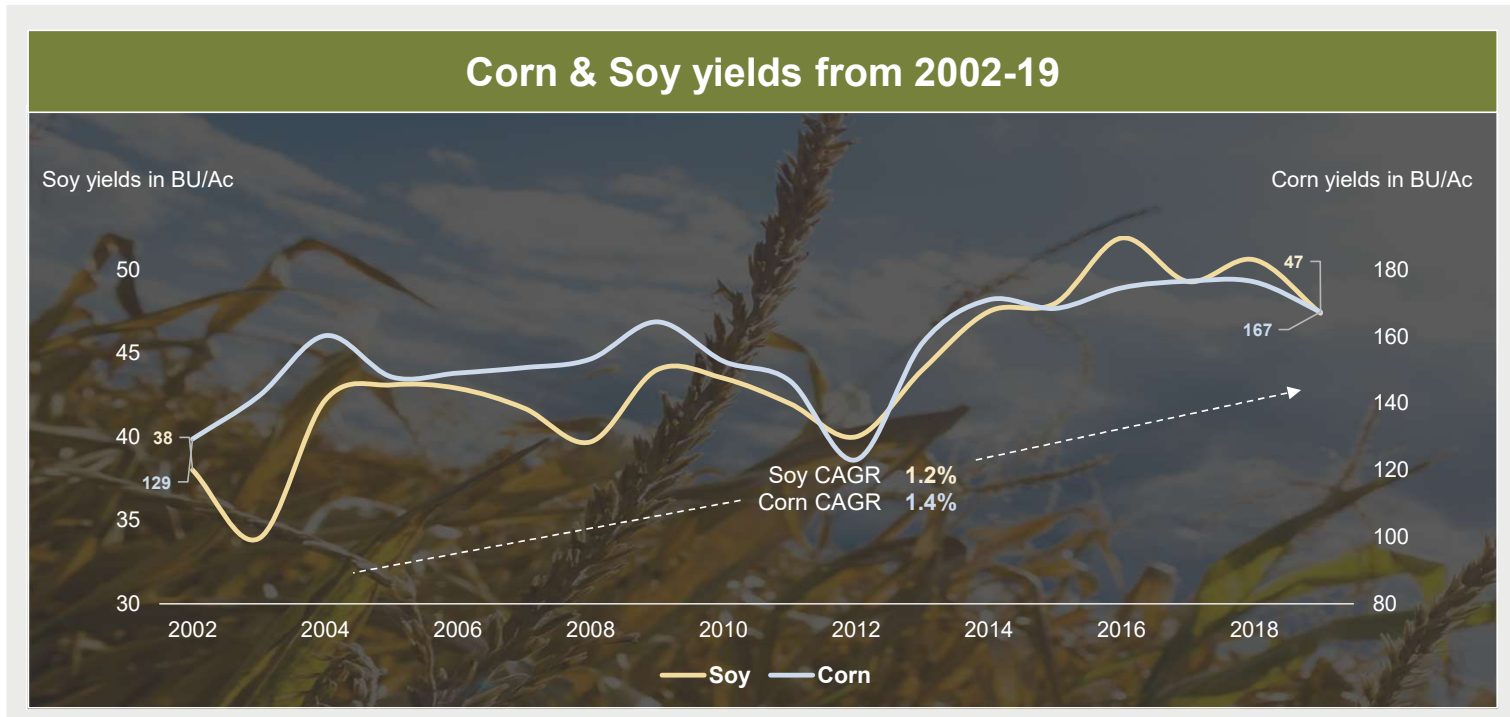


Incomplete information to reliably quantify

Each of these five environmental benefits **directly links** to two or more of USDA's three sustainability pillars

		Environmental Benefits				
		Productivity 	Fertilizer Use 	Herbicide Use 	Fossil Fuel Savings 	Water Use 
USDA PILLARS	DIRECT ENVIRONMENTAL BENEFIT					
	PRODUCTIVITY (YIELD) BENEFIT					
	FARMER ECONOMIC BENEFIT					

Over the last 18 years, the growth in corn and soybean yields has coincided with the widespread adoption of precision agriculture technologies



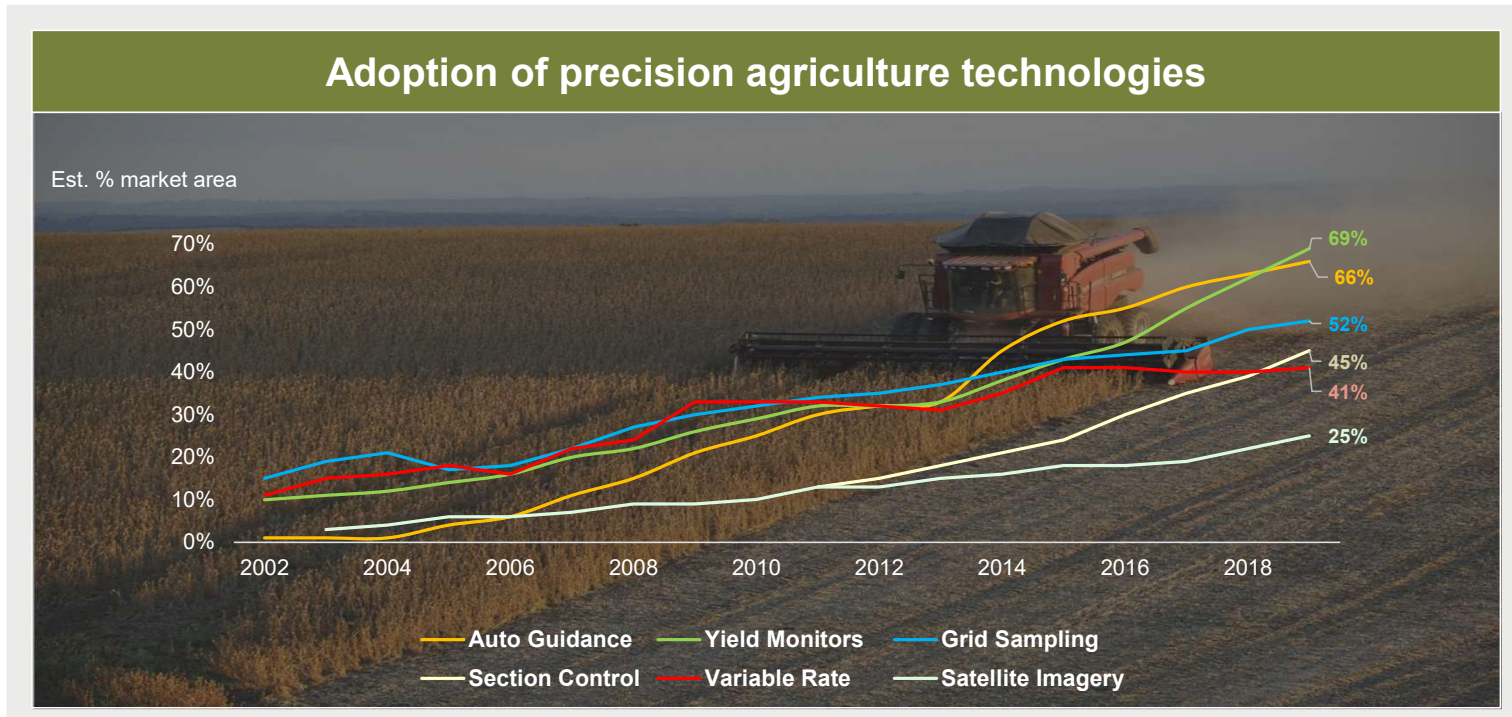
Reasons for rising yields include

1 More effective and resilient hybrids

2 Better inputs & management practices

3 Improved on-farm technology

Over the last 18 years, the growth in corn and soybean yields has coincided with the widespread adoption of precision agriculture technologies



Precision agriculture technologies have contributed significantly to the increases in yields for the major crops grown in North America

Sustainability has been a part of ag for generations




We need to highlight the sustainability gains in terms the public can appreciate.

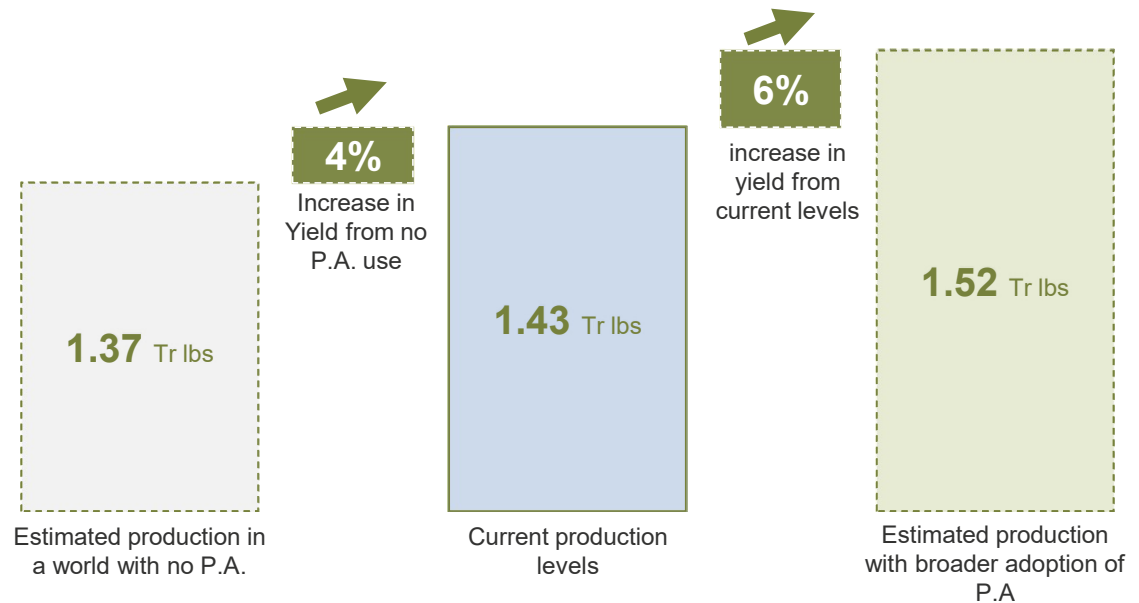
Productivity has increased an estimated **4%** as a result of current P.A. adoption and has the potential to further increase **6%** with broader P.A. adoption



Cultivating an estimated **10.2 million acres** of cropland was **avoided** due to more efficient use of existing land. This is an area equivalent to **4.5 Yellowstone National Parks.**

Precision Technologies Analyzed

-  **Auto Guidance**
-  **Variable Rate**
-  **Section Control**



Production of each of the crops in scope were converted from bushels to pounds in order to normalize for the purposes of aggregation and comparison

Precision agriculture has improved **fertilizer placement efficiency** by an estimated 7% and has the potential to further improve an additional 14% with broader adoption of P.A. technologies

Precision agriculture affects all pillars of nutrient stewardship, but most specifically, application in the right rate and place through variable rate application, auto guidance and section control



RIGHT SOURCE
Matches fertilizer type to crop needs.



RIGHT TIME
Makes nutrients available when crops need them.

4 nutrient stewardship



RIGHT RATE
Matches amount of fertilizer to crop needs.



RIGHT PLACE
Keeps nutrients where crops can use them.

Source: 4RFarming.org

CASE STUDY

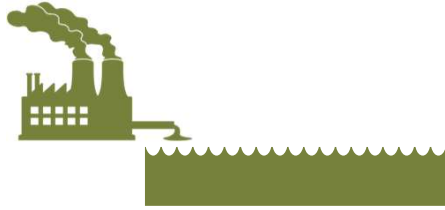
By transitioning from basic to advanced 4R practices and including strip till and cover crops, a family farm located in Central Illinois was able to **decrease costs per acre by \$67**, while reducing CO2 equivalent **GHG emissions by >15%**.

Practices adopted on the farm

- ▶ Fall strip till of nitrogen with stabilizer
- ▶ Fall application of P+K – broadcast using **Variable Rate**
- ▶ Cover crops – termination in spring
- ▶ Grid soil sampling



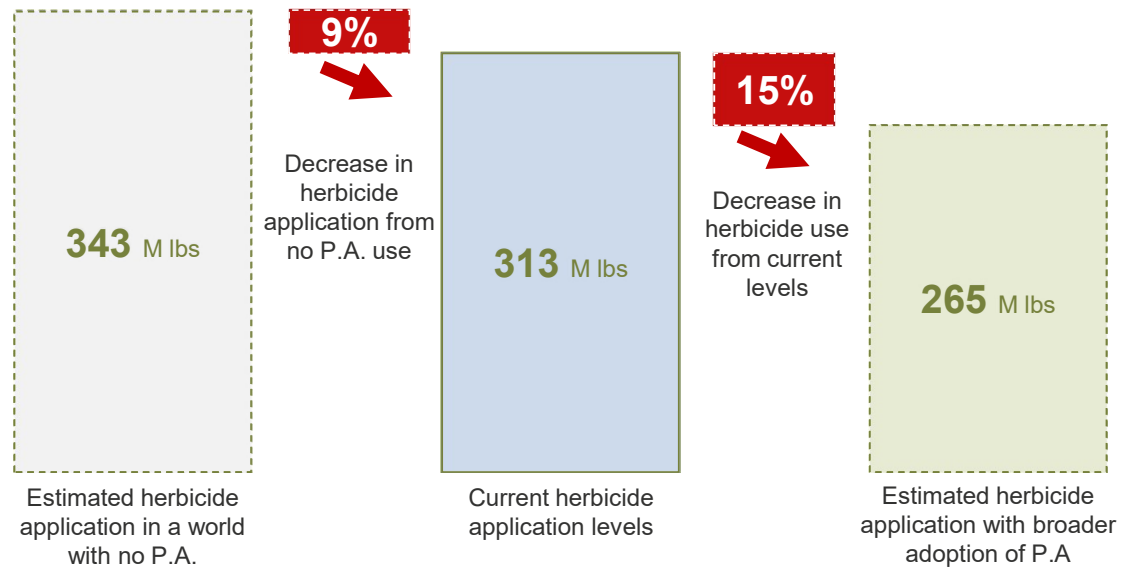
Herbicide Use has been reduced by an estimated 9% as a result of current improved P.A. application practices and has the potential to further decrease 15% at full P.A. adoption




The application of an estimated **30 Million Pounds** of herbicide was avoided due to adoption of P.A. technologies, with an estimated **48 M pounds** of additional herbicide that could be avoided with broader adoption.

Precision Technologies Analyzed

- Auto Guidance**
- Variable Rate**
- Section Control**




Fossil Fuel Use has decreased an estimated 6% as a result of current P.A. adoption and has the potential to further decrease 16% at full P.A. adoption




The use of an estimated **100 M gallons** of fossil fuels was avoided due to adoption of P.A. technologies, equivalent to an estimated **193,000 cars** off the road annually or **18,000 average flights**.

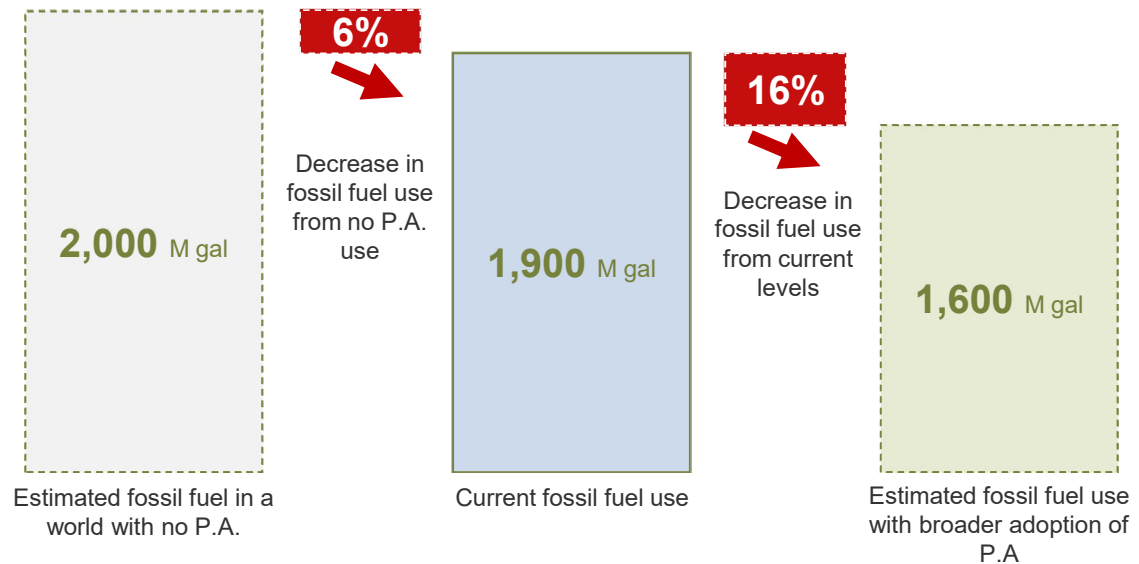
Precision Technologies Analyzed



Auto Guidance



Fleet Telematics




Water Use has decreased an estimated 4% as a result of current P.A. adoption and has the potential to further decrease 21% at full P.A. adoption




The application of an estimated **750,000 Olympic swimming pools** worth of water was avoided due to adoption of P.A. technologies.

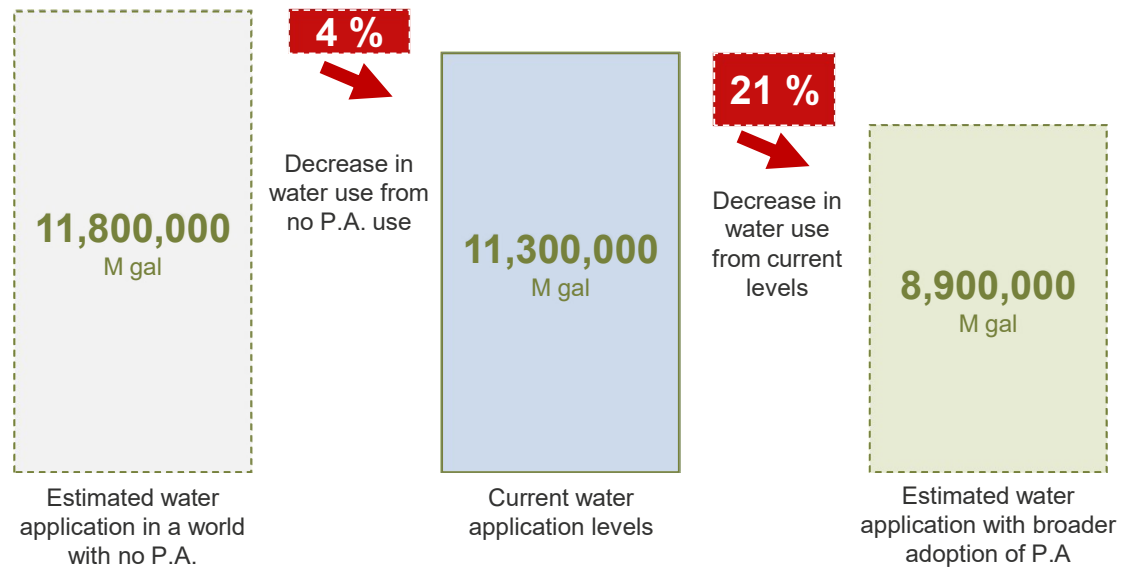
Precision Technologies Analyzed



Variable Rate Precision Irrigation



Soil Moisture Sensors



The model only measures the benefits of sensor driven precision pivots that have seen sizable adoption across the crops within scope. Drip and other methods of irrigation do provide water savings but are not widely adopted in the crops within scope of the analysis.

Significant headway remains for continued increases in yields and further input savings as precision agriculture technologies become widely adopted

Broader adoption of precision ag technology has the potential to provide significant further improvements

Annual crop production could increase a further **6%** with broader adoption of Precision Agriculture Technologies

14%

Improvement in fertilizer placement efficiency



15%

Improvement in herbicide application efficiency



16%

fewer fossil fuels



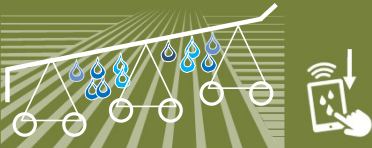




21%

less water



Technology Adoption Rates Today

 <p>AUTO GUIDANCE/STEER</p>	 <p>MACHINE & FLEET ANALYTICS</p>	 <p>PRECISION CENTER PIVOT IRRIGATION</p>	 <p>MACHINE SECTION CONTROL</p>	 <p>VARIABLE RATE</p>
<p>25% to 80%</p>	<p>12%</p>	<p>0% to 22%</p>	<p>Fertilizer 10% to 45%</p> <p>Herbicide 5% to 22%</p>	<p>Fertilizer 15% to 54%</p> <p>Herbicide 2% to 13%</p>

How do we get to full adoption?

- Policies that reward innovation
- Improve enabling infrastructure
 - Wireless over croplands
- Grow Farm Income
 - Capital to invest in operations
- Improve consumer communication
 - Build trust in science



For additional information or to
schedule a full review contact:

ntindall@aem.org

AEM

Association of Equipment Manufacturers

